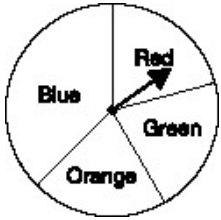


Name: \_\_\_\_\_

Date: \_\_\_\_\_

1.

Use the spinner pictured below to answer this question.



If you spin the spinner above, what will you MOST LIKELY spin?

- A. blue
- B. red
- C. green
- D. orange

2. There is a box that contains one yellow pencil, two green pencils, three red pencils, and four blue pencils. If you picked one pencil out of the box without looking, which color would most likely be picked?

- A. blue
- B. green
- C. yellow
- D. red

3. Which is the average number of hours the students study per week as shown in the chart?

**Study Time**

Student	Number of Hours per Week
Habib	4
Debbie	10
Jeff	2
Marta	4

- A. 2
- B. 4
- C. 5
- D. 7

4. Alice has scored 92, 72, and 79 on the last three mathematics tests. What is the average (mean) of these three test scores?

- A. 77
  - B. 79
  - C. 81
  - D. 92
- 

5. The soccer team scored 3 goals in its first game, 7 goals in the next game, and 2 goals in the last game. Which was the average (mean) number of goals the team scored per game?

- A. 4
  - B. 5
  - C. 7
  - D. 12
- 

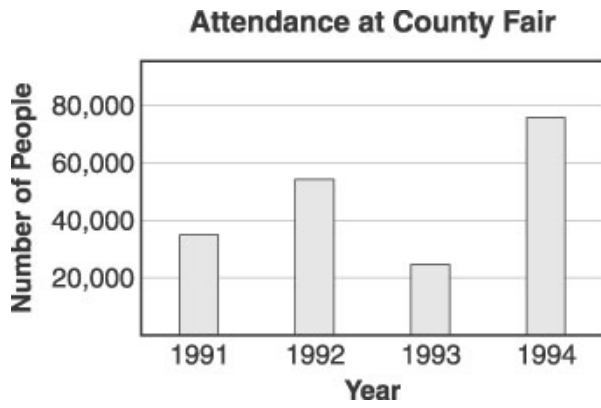
6. Which flavor would a person be LEAST likely to get from the gumball machine?

Flavor	Number
Cherry	7
Grape	3
Mint	2
Orange	4

- A. cherry
  - B. grape
  - C. mint
  - D. orange
-

7.

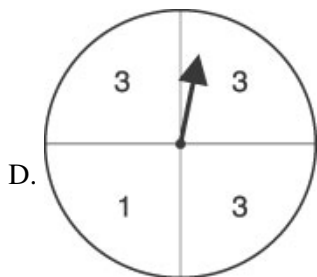
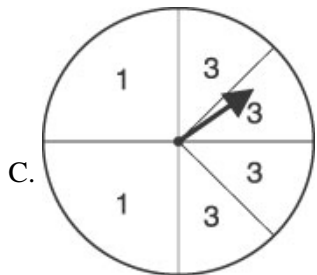
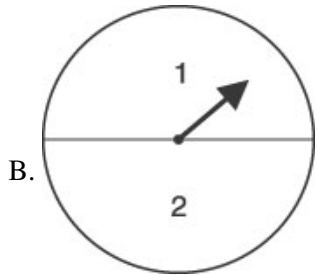
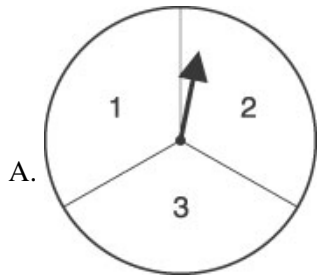
Use the graph below to answer this question.



Which would be the best title for a 1994 newspaper story explaining the graph above?

- A. "County Fair attendance sets new record"
  - B. "Fewer people at County Fair than ever before"
  - C. "County Fair attendance drops this year"
  - D. "Little change in County Fair attendance over four years"
-

8. There is a game where you win if 3 is spun. Which spinner will give you the best chance of winning?



---

9. Naomi had a mean of 90 on three spelling tests. Which grades could have been hers?

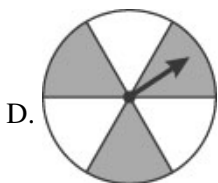
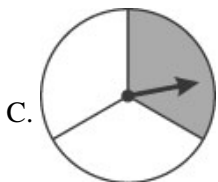
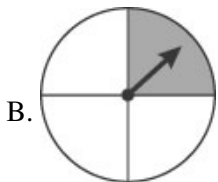
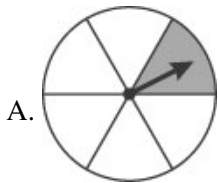
- A. 60, 90, 90
  - B. 75, 90, 95
  - C. 85, 90, 95
  - D. 90, 95, 100
-

10. About how long is the pencil in this picture?



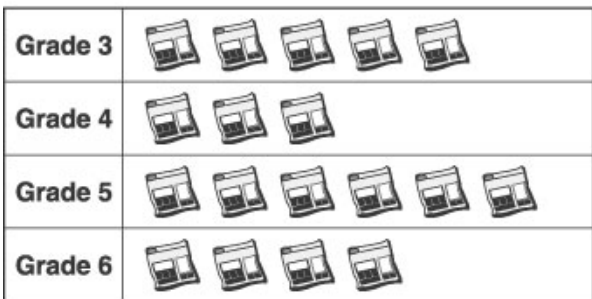
- A. 1 inch
  - B. 2 inches
  - C. 4 inches
  - D. 6 inches
- 

11. Which spinner is most likely to stop on a shaded region?



12. Use the graph below to answer this question.

**Number of Pounds of Newspaper Collected**



 = 100 pounds

The graph above shows how much newspaper was collected in the first three weeks of October. At this rate, which is the best estimate of the amount that the students in Grade 5 will collect by the end of October?

- A. 600 pounds
- B. 900 pounds
- C. 1,200 pounds
- D. 1,800 pounds

13.

Use the pictograph below to answer this question.

**Number of Cans of Soda Sold at School Activities**



Key:  = 10 Cans of Soda

At which school activity were the MOST sodas sold?

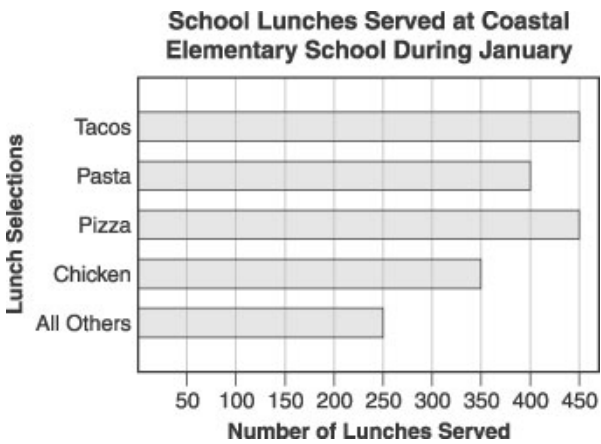
- A. the baseball game
- B. the school play
- C. the school dance
- D. the track meet

14. Kendra tosses a coin two hundred times. How many times will it probably land heads up?

- A. 20 times
  - B. 40 times
  - C. 100 times
  - D. 150 times
- 

15.

Use the graph below to answer this question.



How many school lunches were served at Coastal Elementary School during the month of January?

- A. 1,600
  - B. 1,900
  - C. 2,700
  - D. 3,800
-

16.

Use the line graph below to answer this question.



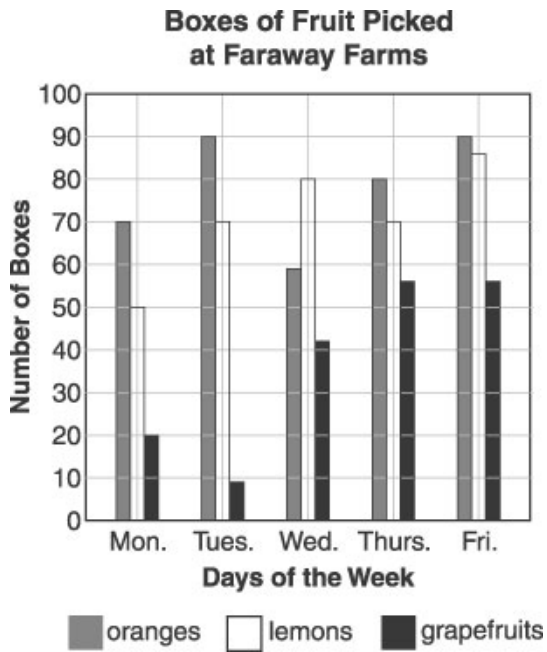
Which is the best headline for an article written in April that contains this graph?

- A. "Sales triple in only six months"
  - B. "Sales increase by the same amount each month"
  - C. "After three months, sales begin to decrease"
  - D. "Sales continue to increase"
-



17.

Use the graph below to answer this question.



How many boxes of oranges were picked on Thursday?

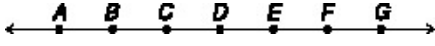
- A. 55
- B. 70
- C. 80
- D. 90

18. Margaret bowled five games. Her scores were 110, 127, 153, 206, and 174. What was her average (mean) score?

- A. 153
- B. 154
- C. 173
- D. 770

19.

Use the figure below to answer this question.



In the figure above, points labeled *A* through *G* are spaced evenly along a line. Which distance is the greatest?

- A. from *A* to *D*
- B. from *F* to *C*
- C. from *E* to *G*
- D. from *E* to *A*

**Answer Key**

1. A) blue
2. A) blue
3. C) 5
4. C) 81
5. A) 4
6. C) mint
7. A) "County Fair attendance sets new record"
8. D)
  
9. C) 85, 90, 95
10. C) 4 inches
11. D)
  
12. B) 900 pounds
13. A) the baseball game
14. C) 100 times
15. B) 1,900
16. D) "Sales continue to increase"
17. C) 80
18. B) 154
19. D) from E to A